

THE ECONOMIC IMPACT OF OIL & NATURAL GAS

THROUGHOUT NORTH DAKOTA IN 2021

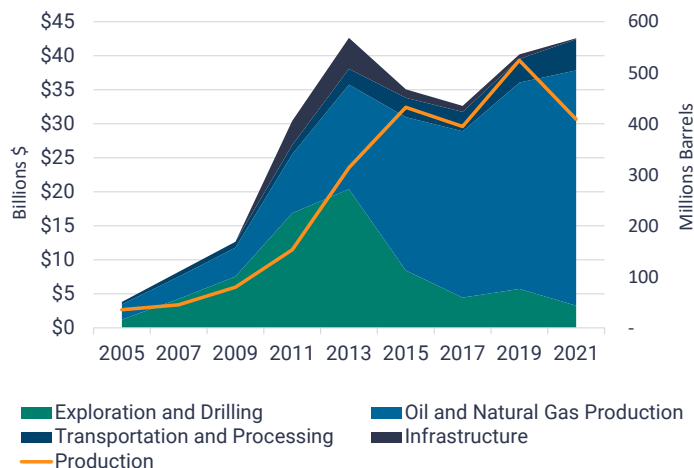
\$42.58 BILLION TOTAL ECONOMIC IMPACT IN 2021



30.8%

OF ND'S GROSS STATE PRODUCT

CAME FROM THE OIL & GAS INDUSTRY



EXPLORATION & DEVELOPMENT

Exploring, well drilling, well completions

\$2.21 BILLION in direct impacts, plus

\$1.06 BILLION in secondary impacts



EXTRACTION & PRODUCTION

Oil and gas production activities

\$29.3 BILLION in direct impacts, plus

\$5.24 BILLION in secondary impacts



PROCESSING & TRANSPORTATION

Pipeline operations, crude by rail, refining & gas processing

\$3.3 BILLION in direct impacts, plus

\$1.28 BILLION in secondary impacts



INFRASTRUCTURE DEVELOPMENT

Investment in infrastructure

\$95.7 MILLION in direct impacts, plus

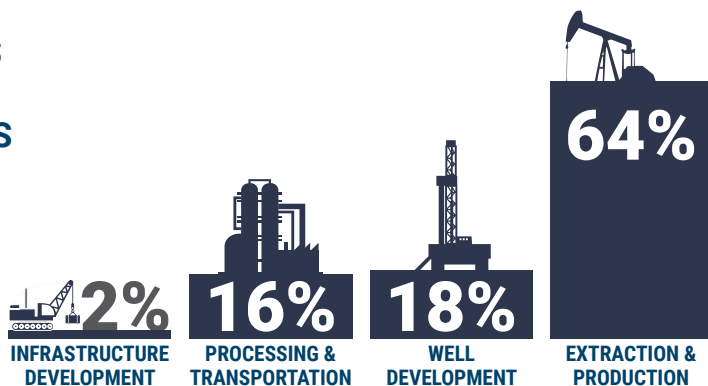
\$54.1 MILLION in secondary impacts



WITH A PAYROLL TOTALING **\$3.9 BILLION**

LONG-TERM JOBS & CAREERS FOR NORTH DAKOTANS

The majority of the nearly 50,000 jobs supported by the industry are in Production and Extraction, which are long-term and held by North Dakotans living, working and raising families in the state.



THIS STUDY WAS FUNDED BY:



North Dakota
oil & gas research program

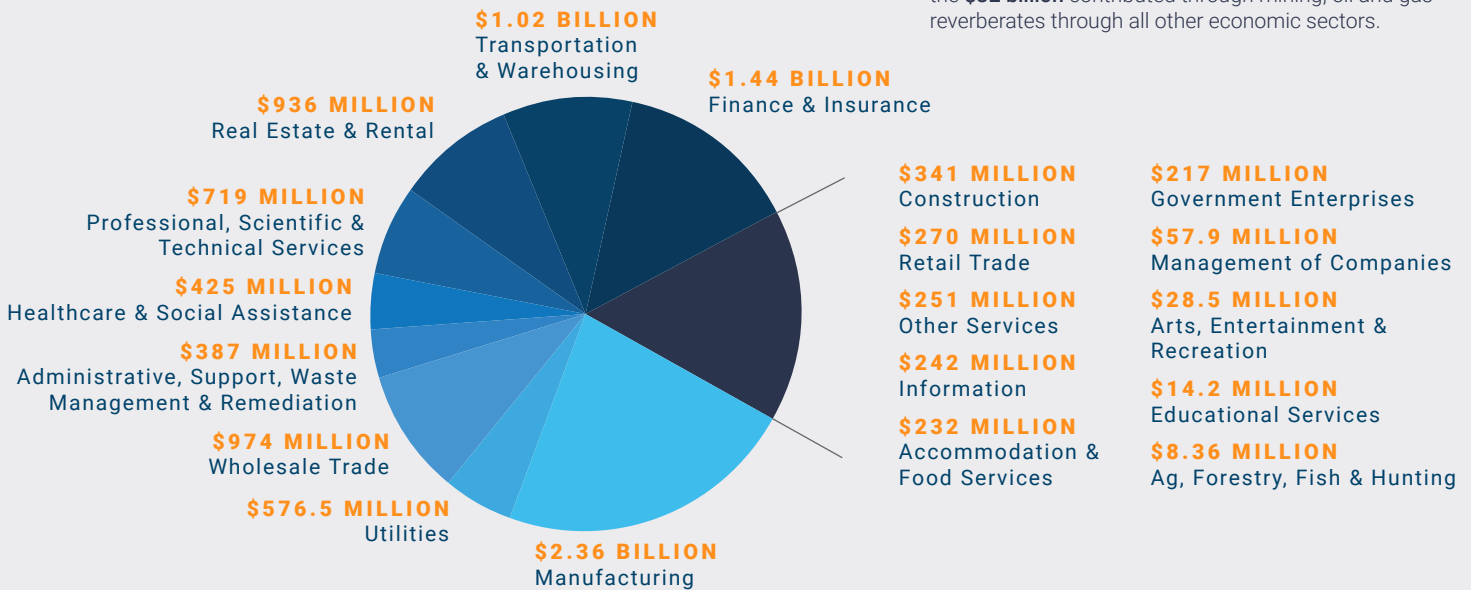
FIND & FOLLOW US

NDPetroleumFoundation.org
Facebook/NDPetroleumFoundation
Instagram/NDPetroleumFoundation



ALL ECONOMIC SECTORS BENEFIT FROM OIL & NATURAL GAS

Oil and natural gas requires products and services from a multitude of businesses, and its employees spend money in our state and local economies. In addition to the **\$32 billion** contributed through mining, oil and gas reverberates through all other economic sectors.



\$3.8 BILLION

IN STATE AND LOCAL GOVERNMENT REVENUES,
WHICH HELP FUND PRIORITIES INCLUDING:



TAXES & FEES PAID DIRECTLY BY INDUSTRY

\$2.25 BILLION
in Severance Taxes

\$174.3 MILLION
in Sales and Use, Property, and Income Taxes

\$82.6 MILLION
in Licenses, Fees, Permits, Donations, and Other Taxes

ROYALTIES & LEASE BONUSES PAID DIRECTLY

\$1 BILLION
in Royalties

\$1.8 MILLION
in State and Federal Lease Bonuses

SECONDARY EFFECTS FROM INDUSTRY

\$53.7 MILLION
in Secondary Sales and Use Taxes

\$22.1 MILLION
in Personal and Corporate Income

\$29.7 MILLION
in Licenses, Fees, Permits, Donations, and Other Taxes



EDUCATION



EMERGENCY SERVICES



INFRASTRUCTURE & ROADS



OUTDOOR HERITAGE FUND, PARKS & RECREATION



INDIVIDUAL TAX RELIEF



READ THE FULL STUDY: NDPetroleumFoundation.org/2021-Economic-Contributions

THIS STUDY WAS
CONDUCTED BY:

NDSU NORTH DAKOTA
STATE UNIVERSITY

Department of Agribusiness and Applied
Economics and Center for Social Research